

## Benefit Payments by County of Residence

County	Number of Retirees	FY25 Total Gross Pay (In Thousands)	Number of Active Members
Appling	384	\$ 15,679	546
Atkinson	117	4,637	219
Bacon	209	8,615	352
Baker	50	1,944	68
Baldwin	924	36,392	1,471
Banks	279	10,321	565
Barrow	996	36,665	3,131
Bartow	1,381	53,994	2,882
Ben Hill	307	11,503	442
Berrien	314	12,352	511
Bibb	2,060	81,957	3,329
Bleckley	338	12,372	438
Brantley	242	8,409	521
Brooks	283	10,228	284
Bryan	496	17,454	1,495
Bulloch	1,764	70,512	3,606
Burke	378	13,293	675
Butts	325	12,831	642
Calhoun	103	3,775	127
Camden	616	23,460	1,370
Candler	219	8,121	311
Carroll	2,263	88,942	4,051
Catoosa	781	29,115	1,628
Charlton	130	4,848	217
Chatham	3,515	142,465	6,674
Chattahoochee	36	1,354	88
Chattooga	375	14,727	541
Cherokee	3,561	145,119	7,580
Clarke	3,604	171,224	7,532
Clay	49	2,013	57
Clayton	1,691	64,319	5,998
Clinch	123	5,090	193
Cobb	7,791	327,358	18,202
Coffee	661	26,250	1,142
Colquitt	758	29,977	1,139
Columbia	2,973	123,251	5,249
Cook	286	10,740	533
Coweta	2,110	86,841	4,130
Crawford	195	7,434	258
Crisp	365	15,150	453



## Benefit Payments by County of Residence

County	Number of Retirees	FY25 Total Gross Pay (In Thousands)	Number of Active Members
Dade	157	\$ 5,765	245
Dawson	433	17,966	958
Decatur	425	15,872	631
DeKalb	7,083	335,347	17,449
Dodge	369	14,023	530
Dooly	170	6,870	197
Dougherty	1,635	68,753	2,332
Douglas	1,196	46,236	3,889
Early	248	10,133	264
Echols	55	1,900	80
Effingham	776	26,984	2,218
Elbert	388	13,962	531
Emanuel	498	19,842	686
Evans	189	6,778	300
Fannin	489	20,073	443
Fayette	2,363	105,836	3,273
Floyd	1,796	76,497	2,326
Forsyth	2,210	90,210	6,035
Franklin	473	19,067	654
Fulton	7,222	340,232	21,352
Gilmer	604	25,062	588
Glascock	40	1,220	104
Glynn	1,661	72,200	2,026
Gordon	755	28,804	1,404
Grady	387	15,815	577
Greene	421	20,390	403
Gwinnett	6,876	273,682	22,481
Habersham	838	33,735	1,275
Hall	3,123	135,375	5,559
Hancock	192	7,086	228
Haralson	493	18,353	947
Harris	822	32,942	1,202
Hart	571	24,652	542
Heard	159	5,773	282
Henry	2,403	99,340	8,482
Houston	2,224	88,273	4,911
Irwin	194	7,818	286
Jackson	1,578	61,954	3,718
Jasper	272	11,065	465
Jeff Davis	216	8,376	402
Jefferson	281	\$ 10,756	365
Jenkins	171	6,009	211
Johnson	171	6,841	189
Jones	487	19,265	852
Lamar	335	13,402	544
Lanier	117	4,397	250
Laurens	902	37,578	1,359
Lee	529	21,170	1,256
Liberty	490	17,167	1,400
Lincoln	220	9,648	222
Long	104	3,495	561
Lowndes	2,037	80,487	3,574
Lumpkin	732	28,295	1,198
Macon	196	6,917	217
Madison	1,009	34,414	1,556
Marion	119	4,026	189
McDuffie	395	15,441	568
McIntosh	223	9,057	281
Meriwether	317	12,244	373
Miller	110	4,344	151
Mitchell	313	11,761	510
Monroe	534	21,420	732
Montgomery	208	8,424	276
Morgan	536	23,581	756
Murray	468	19,879	846
Muscogee	2,674	108,005	4,090
Newton	1,178	44,988	3,645
Oconee	1,827	88,131	2,685
Oglethorpe	581	20,955	766
Paulding	1,593	57,277	5,417
Peach	580	24,155	751
Pickens	811	33,748	824
Pierce	381	14,681	623
Pike	425	16,472	645
Polk	611	25,131	1,111
Pulaski	181	7,394	226
Putnam	559	23,137	572
Quitman	27	841	26
Rabun	396	17,972	344
Randolph	128	5,249	172
Richmond	3,350	\$ 123,633	5,123
Rockdale	1,085	44,731	2,879
Schley	80	2,666	176
Screven	307	11,657	419
Seminole	170	6,824	188
Spalding	1,102	45,897	1,577
Stephens	459	18,882	642
Stewart	80	3,259	81
Sumter	603	25,469	856
Talbot	120	4,186	106
Taliaferro	19	703	25
Tattnall	286	10,495	592
Taylor	165	6,081	203
Telfair	215	8,487	275
Terrell	153	5,867	171
Thomas	855	35,749	1,202
Tift	970	39,111	1,587
Toombs	437	17,453	742
Towns	329	13,767	233
Treutlen	136	5,030	159
Troup	1,009	41,176	1,659
Turner	180	6,669	254
Twiggs	103	3,268	142
Union	551	23,160	493
Upson	491	18,003	743
Walker	742	27,456	1,423
Walton	1,584	63,761	3,475
Ware	589	23,127	964
Warren	90	3,016	119
Washington	340	13,784	520
Wayne	524	19,409	802
Webster	47	1,804	49
Wheeler	118	5,253	123
White	647	26,529	757
Whitfield	1,233	52,118	2,307
Wilcox	166	7,168	196
Wilkes	216	8,208	262
Wilkinson	161	5,883	225
Worth	328	12,404	434
Outside GA*		829,096	
<b>Total Gross Pay</b>		<b>\$6,504,379</b>	

\*Pension benefits paid to TRS retirees and beneficiaries residing outside the State of Georgia.

Note: Data compiled according to address on file with TRS at 6/30/2025.

# The Economic Impact of Teachers' Pensions in Georgia



Teachers  
Retirement  
System of  
Georgia

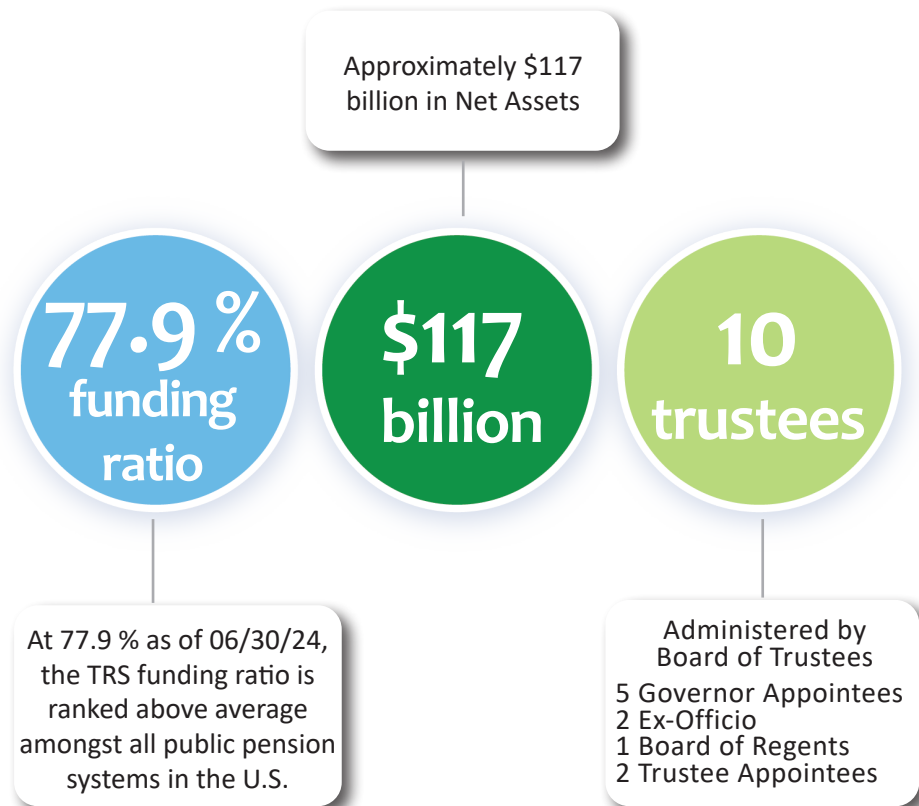
404-352-6500  
www.trsga.com



Total Gross Pay \$6,504,379

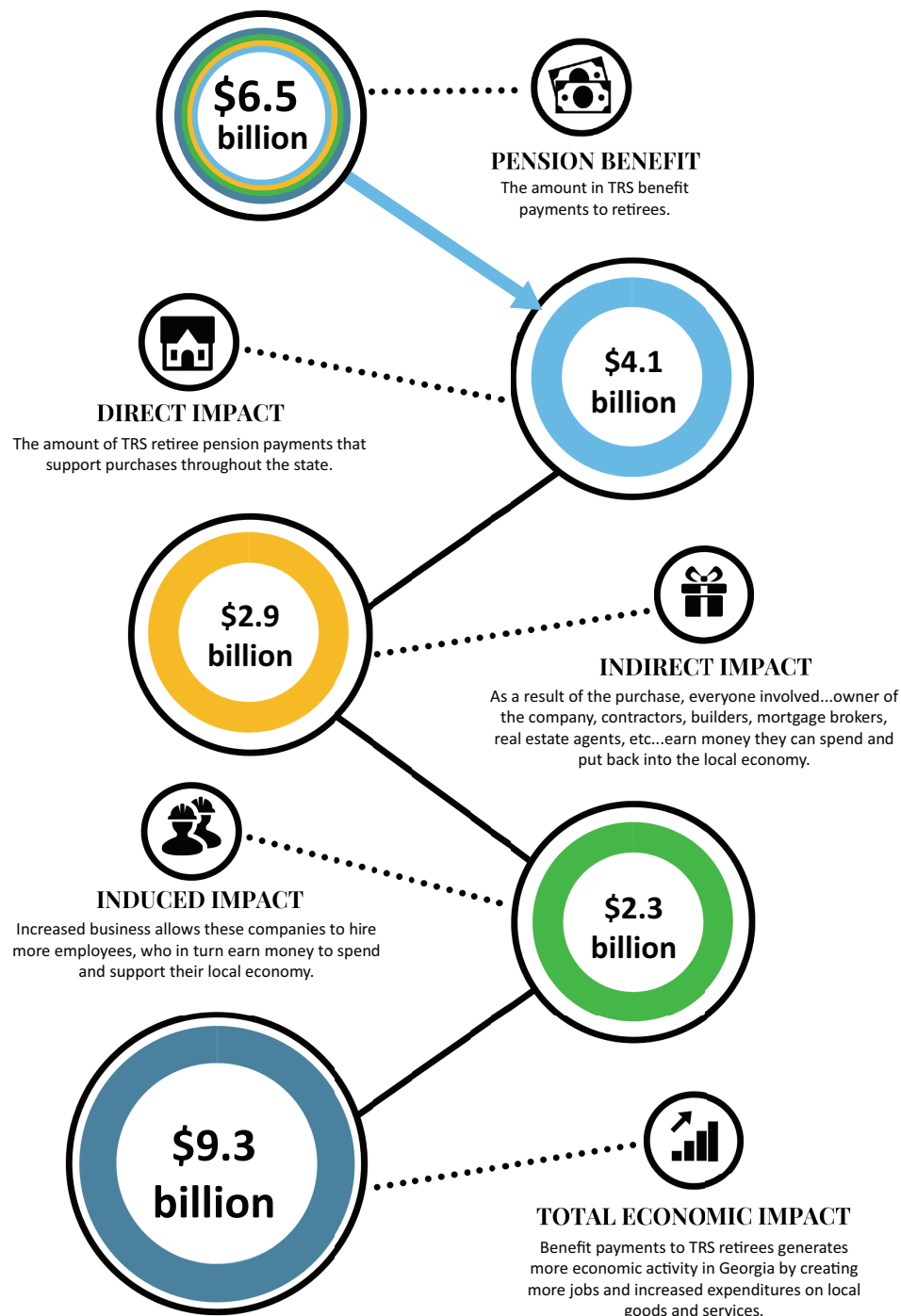


## TRS at a Glance



## The Multiplier Effect

Pensions generate spending, and the economic impact of retired educators throughout Georgia is significant. This “multiplier” incorporates the direct, indirect, and induced impacts of retiree spending, as it ripples through the state economy.



Based on a pension study by [www.nirsonline.org](http://www.nirsonline.org).



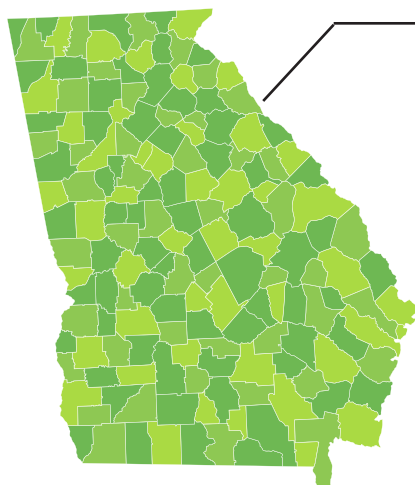
## Member Stats as of 06/30/2025

<b>242,241</b> .....	Number of active members
<b>60 years</b> .....	Average age at retirement
<b>25.45 years</b> .....	Average service credit at retirement for service retirees
<b>86.5%</b> .....	TRS retirees living in Georgia
<b>7,614</b> .....	Number of retirees this fiscal year
<b>155,826</b> .....	Number of retired members
<b>\$3,478/mo or \$41,736/yr</b> .....	Average benefit for all retirees

*Each \$1 in state and local pension benefits paid to Georgia residents ultimately supports \$1.45\* in total output in the state.*

\*Based on the *Pensionomics 2025* report by [www.nirsonline.org](http://www.nirsonline.org).

## Economic Impact of Retired Educators



### IN FISCAL YEAR 2025:

- TRS paid **\$6.5 billion** to its retirees.
- **71,366 jobs** in Georgia were supported by TRS retirees' pension income.
- TRS pension benefits contributed to **\$9.3 billion** in total economic output.

